

Matching Game Instructions

Cut the squares into individual cards.
There are 12 cards in each language per page.


Alternative one, for students who have studied the vocabulary.
Play as a game of “Concentration”, facing all the cards down randomly in a grid pattern. Taking turns, players each turn over 2 cards, trying to remember where each is located. When, on a future turn, the player turns one card and thinks they have a match, they must read that card and then state the same vocabulary word(s) in the other language they expect to find on the next card they turn over. If they do indeed turn over the matching card, and if they have properly stated the vocabulary, they keep the cards. A player may continue until they fail to make a match. The player with the most cards at the end wins.

Alternative two, for students unfamiliar with the vocabulary.
Same as above, except that the player does not have to state the vocabulary in the second language until after both cards are showing.



se promener sur la plage

à la mer



jouer au volley

à la mer



faire un château de sable

à la mer



faire de la plongée sous-marine

à la mer



faire du surf

à la mer



nager avec un masque
et un tuba

à la mer




se bronzer
prendre un bain de soleil

à la mer



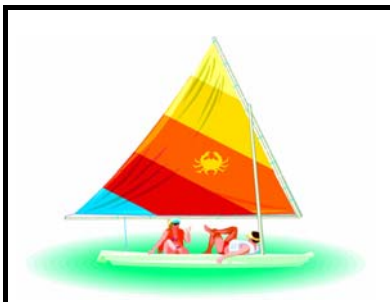
mettre de la crème solaire

à la mer



faire du parachutisme
ascensionnel

à la mer



faire de la voile

à la mer



attraper un coup de soleil

à la mer




ramasser des coquillages

à la mer



walk on the beach

Sea



play volleyball

Sea



make a sand castle

Sea



go deep-sea diving

Sea



go surfing
to surf

Sea



go snorkeling

Sea




to tan
to sunbathe

Sea



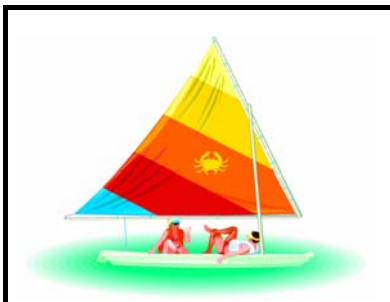
put on suntan lotion

Sea



to parasail

Sea



go sailing
to sail

Sea



get a sunburn

Sea



collect sea shells

Sea