

Basketball Addition Game



Start dribbling here!

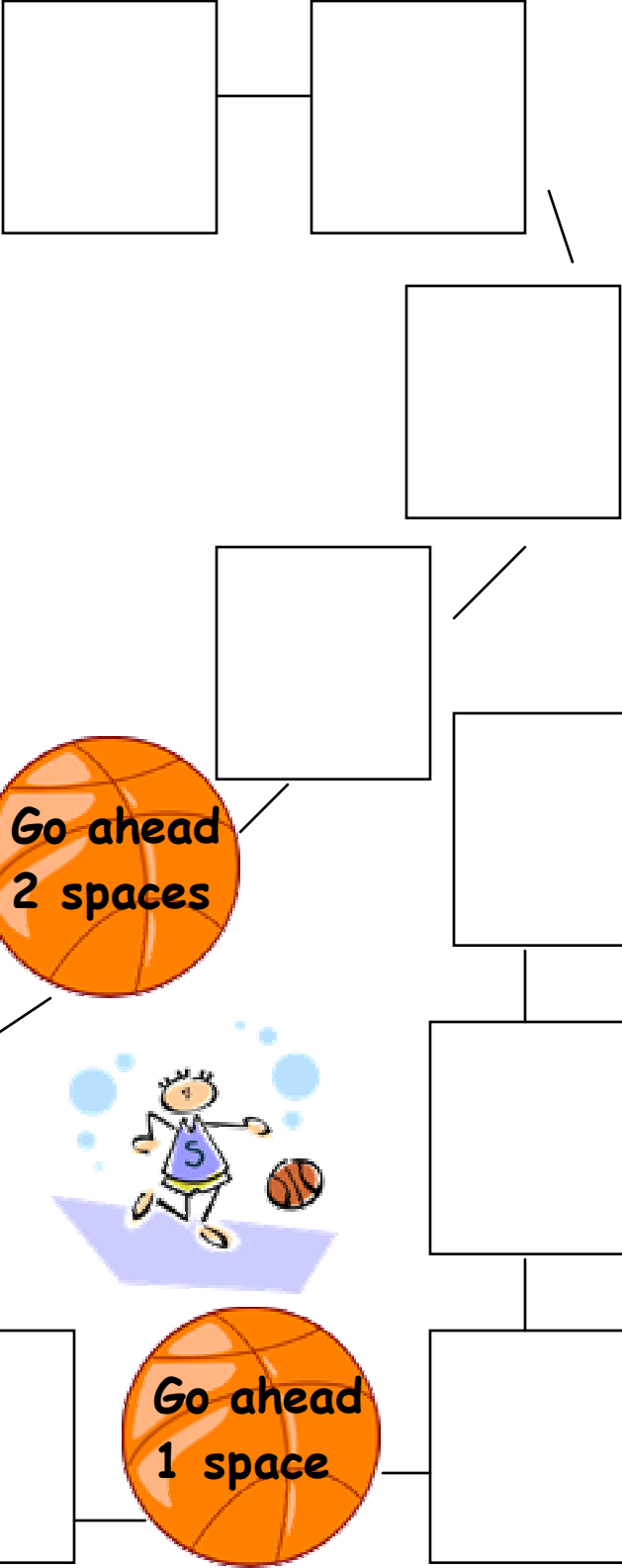
Find your way to the basket!












Go ahead 2 spaces



Go ahead 1 space





Basketball Game

OBJECT:

This game reinforces addition with sums up to 12, and patterns of dots on dice.

ADVANCE PREPARATION:

Print both pages of the game. The game board can be mounted inside a folder for easy storage, or on a 12 x 18 piece of tag board. Laminate for durability.

Cut out the directions below and attach them to the back of the game.

Basketball Game

EQUIPMENT:

Game board

One die

Two game markers (one per player)

GAME PLAN:

Each player rolls the die. The player with the highest number begins play. Players, in turn, roll both dice, add the numbers, and then move their markers the appropriate number of spaces. The first player to reach "The Basket" is the winner.