


Valentine Hearts game



File folder game

Cut and paste the label on the front
of the file folder.

Valentine Hearts game

Valentine Hearts game- directions

Suggested audience: K-2

Object: The game will enhance a unit about Valentine's Day. Use as a center activity during reading groups.

Number of players: 2

Advance preparation: Copy and trim the game board on the dotted line. Mount the game board in a manila folder for easy storage or on a 12 x 18 piece of tag-board. Laminate for durability.

Equipment:

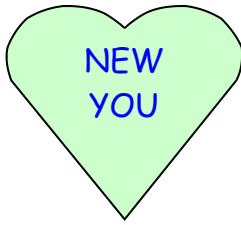
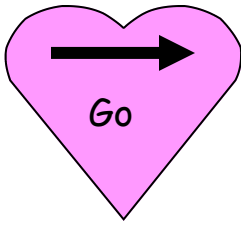
Game board

One die

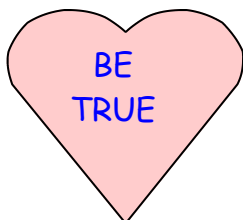


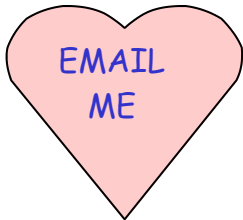
2 different color game markers (you could use pen tops or unifix cubes)

Game play directions: The student will roll to determine the number of spaces to move. Move the colored game pieces around the game board. The winner of the game is the first player to reach the last heart.

Valentine Hearts game



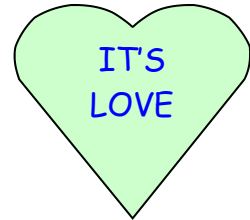

Valentine



Valentine Hearts game



Hearts



Winner!



Roll the dice.
Count and move around the
game board.

