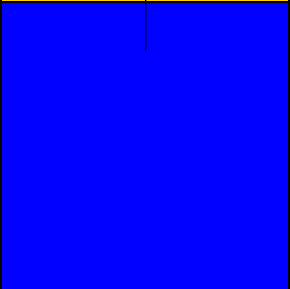
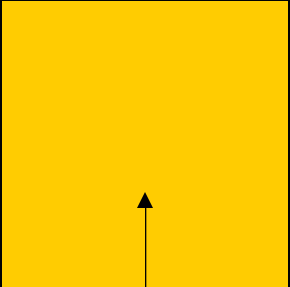



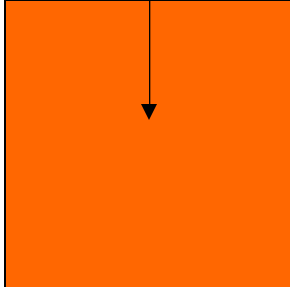
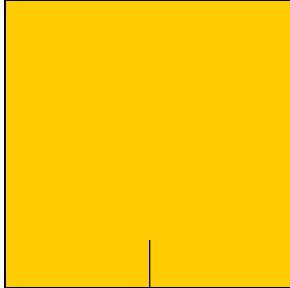

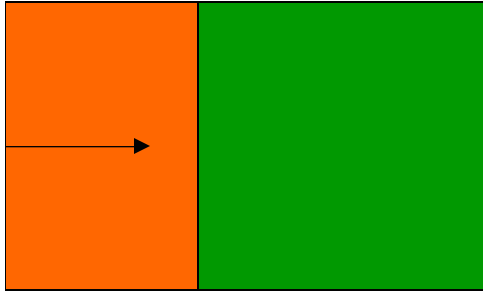


	<p>Go</p>		
	<h1 style="text-align: center;">Back to School</h1> 		
<p>Go to</p> 			<p>Go back to</p> 
			
			<p>Go to</p> 
			



Back to School Game

OBJECT:

The game reinforces use of the words "go", "to", and "the"

ADVANCE PREPARATION:

Mount the game board in a folder for easy storage, or on a 12 x 18 piece of tag board. Laminate for durability.

Cut out the directions below and attach them to the back of the game.

Back to School Game

EQUIPMENT:

Game board

One die

Game markers (one per player)

GAME PLAN:

Each player rolls the die. The player with the highest number begins play.

Players, in turn, roll the die and move their markers the appropriate number of spaces. When a player lands on a space with rebus directions, that player must follow the directions, either moving ahead in the game or back. The first player to reach "The End" is the winner.