


Cc

Dd

Ff



Nn

Cc

October

Dd

Nn

Ff

Ff

Nn

Cc



Dd



Dd

Ff


Nn

Cc

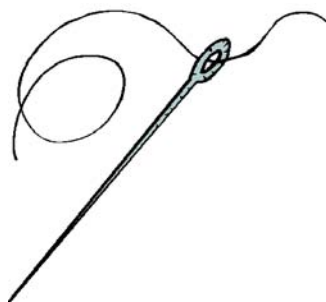
Cc pictures- Cut and laminate





Dd pictures- Cut and laminate



Nn pictures- Cut and laminate



Ff pictures- Cut and laminate



October Game: matching initial sounds to consonants

OBJECT:

to practice the initial sound of the letters "c", "d", "f", and "n"

ADVANCE PREPARATION:

Mount the game board in a folder for easy storage or on a 12 x 18 piece of tag board. Laminate for durability.

Cut out the picture cards, mount on tag board, and laminate for durability.

Cut out the directions below and attach them to the back of the game.

October Game: matching sounds to letters

EQUIPMENT:

Game board

Picture cards

Markers to cover the pictures on the game board

GAME PLAY DIRECTIONS:

This is a game for two players. Shuffle the picture cards and lay them face down on the table. Players pick one card at a time, say the picture name aloud, think of the beginning letter for the word, and put a marker piece covering the appropriate letter on the game board.

The game can be played in one of two ways:

Cooperatively- Both players work together to cover the game board. Both children win when the board is completely covered.

Competitively- Players take turns picking cards and laying markers. Each player has a different color marker. When the board has been completely covered, the player who has successfully laid down the most markers wins.

©2004abcteach.com

Picture names:

C- cat, cake, car, coat, corn, cow, computer, camel

D- door, duck, dog, doll, dinosaur, desk, dice, donkey

N- nest, newspaper, nine, nickel, nail, nuts, nurse, needle

F- fan, fire, feet, father, fish, farmer, football, fox