



Hundred Board - large, blank


Hundred Board Instructions:

1. Print Hundred Board, parts A-D.
2. Cut out Hundred Board parts A-D and fit together, as shown in illustration at right, overlapping adjacent edges. Secure with glue and let dry. Board parts can be glued to a poster board (13 1/4" x 13 1/4") for added strength.
3. Laminate board.
4. Print, laminate & cut out Hundred Tiles to use with board.




Hundred Board - large, blank

BOARD B



Hundred Board - large, blank

BOARD C



Hundred Board - large, blank

BOARD D

