

Creating a Lapbook


Step 1

Use one 8"x 10" file folder.




Step 2

Open and flatten file folder.




Step 3

Find center of right side of folder. Fold lengthwise on center line of right side.



Step 4

Find center of left side of file folder. Fold lengthwise on center line of left side. Sides should meet.



Step 5

Go to the lapbook section of abcteach.com, where you will find sample lapbooks, as well as templates for all the elements you might wish to include in your lapbook.

[abcteach Free Site](http://abcteach.com)

Step 6

Search the topic of your lapbook at abcteach.com for facts, graphs, illustrations, related vocabulary, etc.

[abcteach Member Site](http://abcteach.com)