





NAME _____ DATE _____

Easter Bonnets

Look at the information below. Give the graph a title, and label the sides. Number the graph from 0 to 18. Answer the questions.

	Blue Easter Bonnets
	Pink Easter Bonnets
	Yellow Easter Bonnets
	Green Easter Bonnets



ANSWER THE QUESTIONS USING THE BAR GRAPH ABOVE.

1. How many yellow Easter bonnets were sold? _____
2. How many green Easter bonnets were sold? _____
3. Which color of bonnet was sold the most? _____
4. Which color of bonnet was sold the least? _____
5. How many more pink bonnets were sold than green bonnets? _____

NAME _____ DATE _____

**EASTER BONNETS
ANSWERS**

1. 9
2. 5
3. pink
4. green
5. 13