

Color Memory Game 1

Color Memory Game 1 directions

Memory Game-Color

Object: Learn colors and color words.

This game is first in a series of memory games. The games are leveled becoming progressively more challenging as the student learns colors and color words.

Game 1- The student matches the color, while being exposed to the color word.

Game 2- The student matches a color circle to the color word, written in the correct ink color.

Game 3- The student matches a color circle to the color word, written in black ink.

Game 4- The student matches color word to color word, written in the correct ink color.

Game 5- The student matches color word to color word, written in black ink.

The games can be played in the order given, or you could choose one of the games appropriate for the child's level.





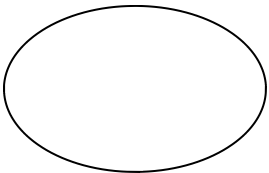
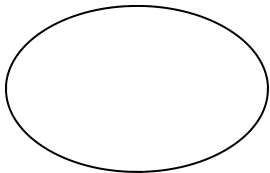






Number of players: 2 - 4

Level: primary K-1







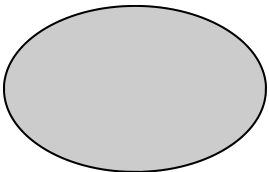
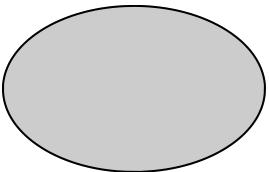
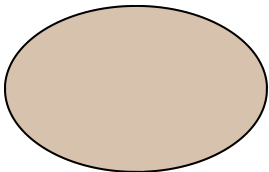
Advance preparation: Cut out the picture cards, mount on tagboard, and laminate for durability.

Game play directions: Mix up the picture cards and lay them all face down on the table. The first player turns over any two cards at a time, and checks to see if the cards match. If there is a match, the player may keep the pair. If the cards do not match, the player must put the cards back in their original locations. Play passes to the next player, who must look for a match. Play until the cards are gone. The winner of the game is the player with the most matched pairs.

Color Memory Game 1

 red	 red	 yellow	 yellow
 white	 white	 black	 black
 green	 green	 blue	 blue

Color Memory Game 1

 orange	 orange	 purple	 purple
 pink	 pink	 brown	 brown
 gray	 gray	 tan	 tan