

Cut along the dashed lines. Punch a hole through the circle and bind together with a ring or ribbon.
Students can practice writing the word twice, and then draw a picture to illustrate the word.



_____ 's

"-ale"

BOOK



whale



female



mole



sole



scote

Word Families Worksheet #1: -ALE Words

Name: _____



S	C			E
---	---	--	--	---

	A		E
--	---	--	---



S			E
---	--	--	---

A	L	M	L	A	L
---	---	---	---	---	---

Word Families Worksheet #2: -ALE Words

Name: _____

Write these words in the sentences below.


female whale scale

1. I see a _____



The _____ lives in the ocean.

2. I see a _____



The _____ weighs our fruit.

3. I see a _____




My mom is a _____.


Word Families Worksheet #3: -ALE Words


Name: _____

Finish the pattern by writing in the words below.

scale male whale

1.  _____

2.  _____

3.  _____

Word Families Sentence Book: -ALE Words

Write a sentence using the word found on the bottom of each page. Then draw a picture of your sentence.

Cut apart the pages and tie together with yarn.

Use the additional pages for extra words that fit with the word family.

○

My “-ALE”
Word Family Book
by

○

whale

○

female

○

male

○

sale

○

scale

○


○

Word Families Worksheet #4: -ALE Words

Name: _____

Circle the words that rhyme with

SCALE



Bonus!

Write 2 more words that rhyme with SCALE:

Answer Key: -ALE Words

Worksheet #1

1. scale
2. male
3. sale

Worksheet #2

1. whale, whale
2. scale, scale
3. female, female

Worksheet #3

1. sale
2. whale
3. male

Worksheet #4

male,
female
whale