


# Classroom Picture Graph: Favorite Color



**Step 1** Cut out the crayon box pattern.

**Step 2** Write your name .  
Write your favorite color.

**Step 3** Color the crayon box your favorite color.

**Step 4** Add your crayon box to the classroom graph.

\*Teacher Note: This picture graph makes a great bulletin board or can be displayed on a classroom door.

Use bulletin board paper and roll it up when you don't want it displayed anymore. Bring it out for open houses and conference times.



Name \_\_\_\_\_


\_\_\_\_\_

\_\_\_\_\_

Favorite Color \_\_\_\_\_

\_\_\_\_\_

\_\_\_\_\_



Name \_\_\_\_\_

\_\_\_\_\_

\_\_\_\_\_

Favorite Color \_\_\_\_\_

\_\_\_\_\_

\_\_\_\_\_



Name \_\_\_\_\_


\_\_\_\_\_

\_\_\_\_\_

Favorite Color \_\_\_\_\_

\_\_\_\_\_

\_\_\_\_\_



Name \_\_\_\_\_


\_\_\_\_\_

\_\_\_\_\_

Favorite Color \_\_\_\_\_

\_\_\_\_\_

\_\_\_\_\_



Name \_\_\_\_\_


\_\_\_\_\_

\_\_\_\_\_

Favorite Color \_\_\_\_\_

\_\_\_\_\_

\_\_\_\_\_



Name \_\_\_\_\_

\_\_\_\_\_

\_\_\_\_\_

Favorite Color \_\_\_\_\_

\_\_\_\_\_

\_\_\_\_\_

