


Plants

Center Activity



Find the Fact Families




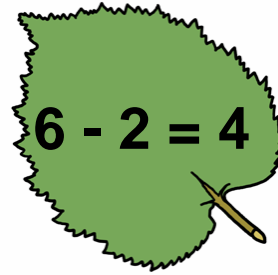











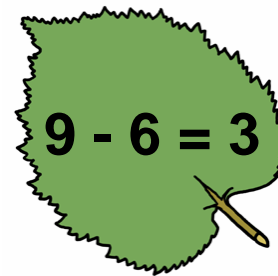



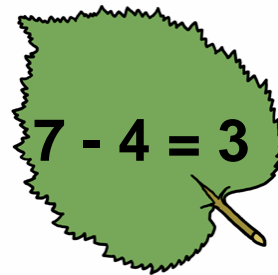
You will need:

Fact Families worksheet
Collecting Leaves printout
scissors
glue

Name _____

Collecting Leaves

Cut out the leaves. Find five complete fact families.

 $3 + 5 = 8$	 $6 + 3 = 9$	 $2 + 4 = 6$	 $6 - 2 = 4$
 $4 + 1 = 5$	 $3 + 4 = 7$	 $8 - 5 = 3$	 $7 - 3 = 4$
 $4 + 3 = 7$	 $5 + 3 = 8$	 $9 - 3 = 6$	 $1 + 4 = 5$
 $3 + 6 = 9$	 $6 - 4 = 2$	 $5 - 4 = 1$	 $9 - 6 = 3$
 $5 - 1 = 4$	 $4 + 2 = 6$	 $8 - 3 = 5$	 $7 - 4 = 3$

Name _____

Fact Families

Glue the four leaves that make a fact family in each box.
