







MY TRAVEL TAGS

You will need: travel tags (below), a metal ring, and a hole punch

Write your name on each travel tag. Write the name of a place that you visited. This can be a place that you actually visited, or if you're presenting a project about a country, it might be a place of interest in the country, or it might be describing a journey through an imaginary land. Write a fact or two about that place. Cut out the tag. On the back draw a picture of the place. Punch a hole where shown, and put the tags on your metal ring.

| | |
|---|---|
|  |  |
|  |  |
|  |  |