

Notes to the teacher:

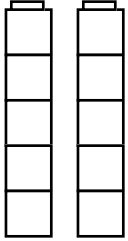

It is recommended that the children first explore these activities with hands-on commercial materials, such as Unifix Cubes, or any form of small blocks. The Unifix work best, because they can actually be joined and separated so that the children can think about 2 stacks of five as equivalent to 10 individual cubes. The second step would be to work with illustrations of the same size as the hands-on materials.

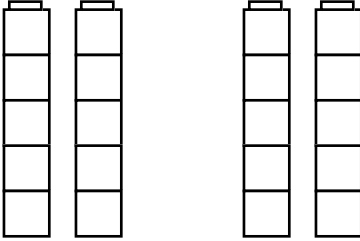
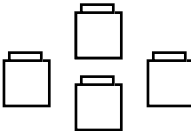
This activity is recommended as the third step in the developmental process. The children should be encouraged to count the stacks and ones to determine how many blocks in all. They should record their counts for the parts as well the total number of blocks illustrated. The final step would be for the children to work with symbols.

While young children will interpret this activity as counting, they will be able to think about many-to-one relationships; an essential element for stable understanding of place value in the decimal system. The pupils also gain experience with basic multiplication ideas.

Set I: Complete the exercises using the sample as a guide.

sample

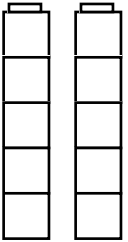
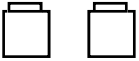
 <p style="font-size: 2em; margin: 10px 0;">2</p> <p>Sets of Five</p>	 <p style="font-size: 2em; margin: 10px 0;">1</p> <p>Ones</p>
--	--

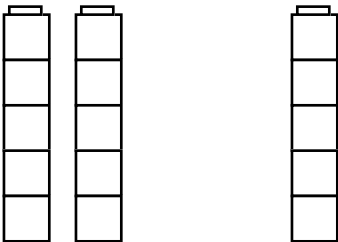
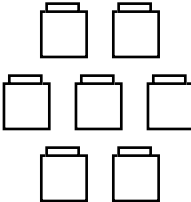
 <p>Sets of Five</p>	 <p>Ones</p>
---	---

| |

How many cubes?

How many cubes?

 <p>Sets of Five</p>	 <p>Ones</p>
--	---

 <p>Sets of Five</p>	 <p>Ones</p>
--	--


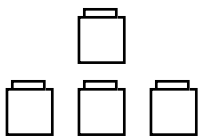
How many cubes?

How many cubes?

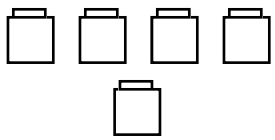
Name _____

Date _____

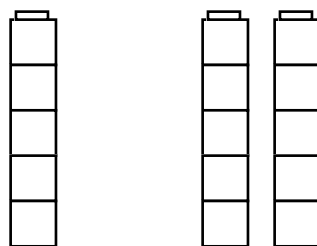

Set II

 _____ Sets of Five	 _____ Ones
--	--

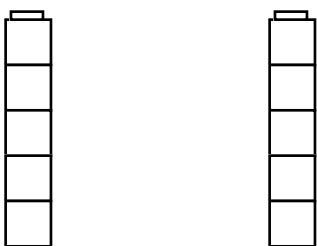
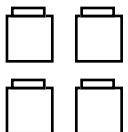
How many cubes?

_____ Sets of Five	 _____ Ones
-----------------------	--

How many cubes?

 _____ Sets of Five	 _____ Ones
---	--

How many cubes?

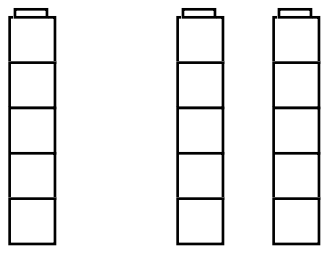
 _____ Sets of Five	 _____ Ones
---	---

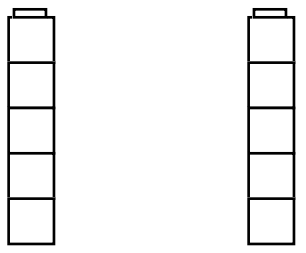
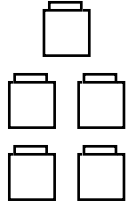
How many cubes?

Name _____

Date _____

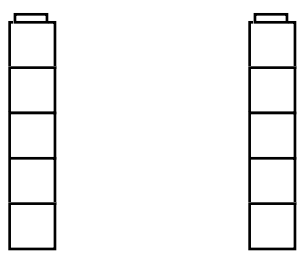
Set III


	
_____	_____
Sets of Five	Ones

	
_____	_____
Sets of Five	Ones

How many cubes?

How many cubes?


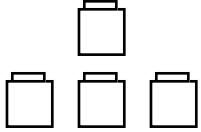
	
_____	_____
Sets of Five	Ones

	
_____	_____
Sets of Five	Ones

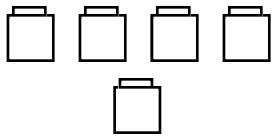
How many cubes?

How many cubes?

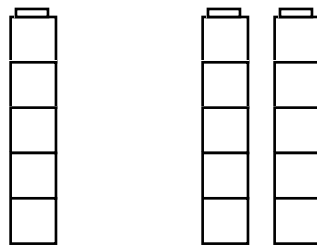

Set II Answer Key

 <u>1</u> Sets of Five	 <u>4</u> Ones
---	---

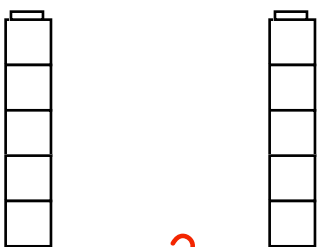

9
How many cubes?

<u>0</u> Sets of Five	 <u>5</u> Ones
--------------------------	---

5
How many cubes?

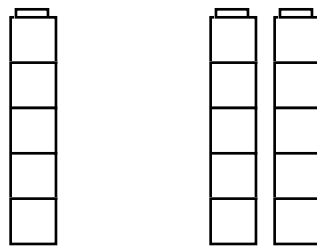
 <u>3</u> Sets of Five	 <u>3</u> Ones
--	---

18
How many cubes?

 <u>2</u> Sets of Five	 <u>4</u> Ones
--	--

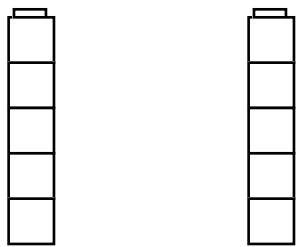
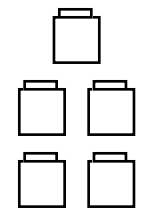
14
How many cubes?

Set III Answer Key

 <p style="color: red; font-size: 2em; margin: 10px 0;"><u>3</u></p> <p>Sets of Five</p>	<p style="color: red; font-size: 2em; margin: 10px 0;"><u>0</u></p> <p>Ones</p>
---	---

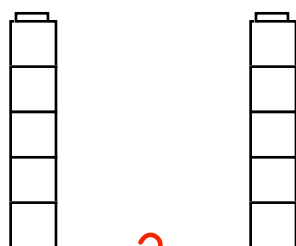
15

How many cubes?

 <p style="color: red; font-size: 2em; margin: 10px 0;"><u>2</u></p> <p>Sets of Five</p>	 <p style="color: red; font-size: 2em; margin: 10px 0;"><u>5</u></p> <p>Ones</p>
---	---

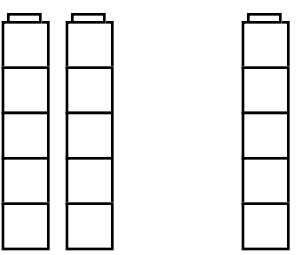
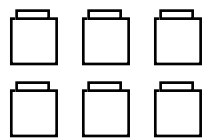
15

How many cubes?

 <p style="color: red; font-size: 2em; margin: 10px 0;"><u>2</u></p> <p>Sets of Five</p>	<p style="color: red; font-size: 2em; margin: 10px 0;"><u>0</u></p> <p>Ones</p>
--	---

10

How many cubes?

 <p style="color: red; font-size: 2em; margin: 10px 0;"><u>3</u></p> <p>Sets of Five</p>	 <p style="color: red; font-size: 2em; margin: 10px 0;"><u>6</u></p> <p>Ones</p>
--	--

21

How many cubes?