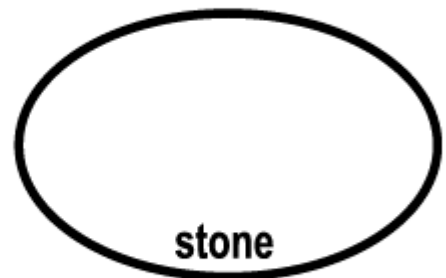
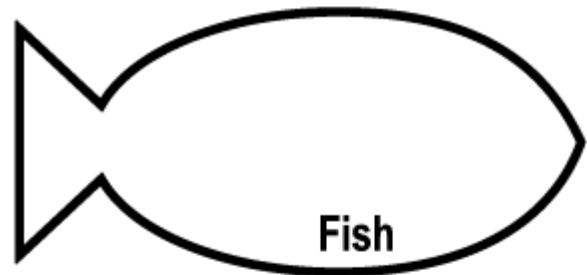

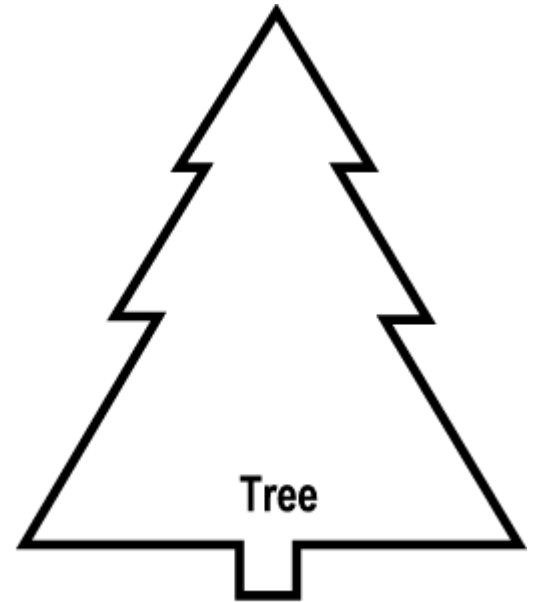


Directions:

Cut out the shapes below and fill in information about the state you are studying. Tie string to each piece and hang from a hanger or rod. On the hanger or rod, glue a map of your state.



Directions:

Fill in this poster about the state you are studying.

State of _____

Capital _____

Flag

Flower

Bird _____

Stone _____

Tree

Fish

Became a state in _____

Motto _____


Directions:


Write an advertisement for the state you are studying. Write text and draw pictures that will highlight the positive features of the state. Your goal is to make others interested in the state.

Advertisement

Directions:

Design a postcard for the state you are studying. Draw a picture to show some of the tourist attractions in the state in the first box (the picture side). In the second box, write a little information about the picture you drew. Write your information in the form of an informal letter. Address your postcard. You can even design a special stamp!



	 <hr/> <hr/> <hr/> <hr/>
--	--