
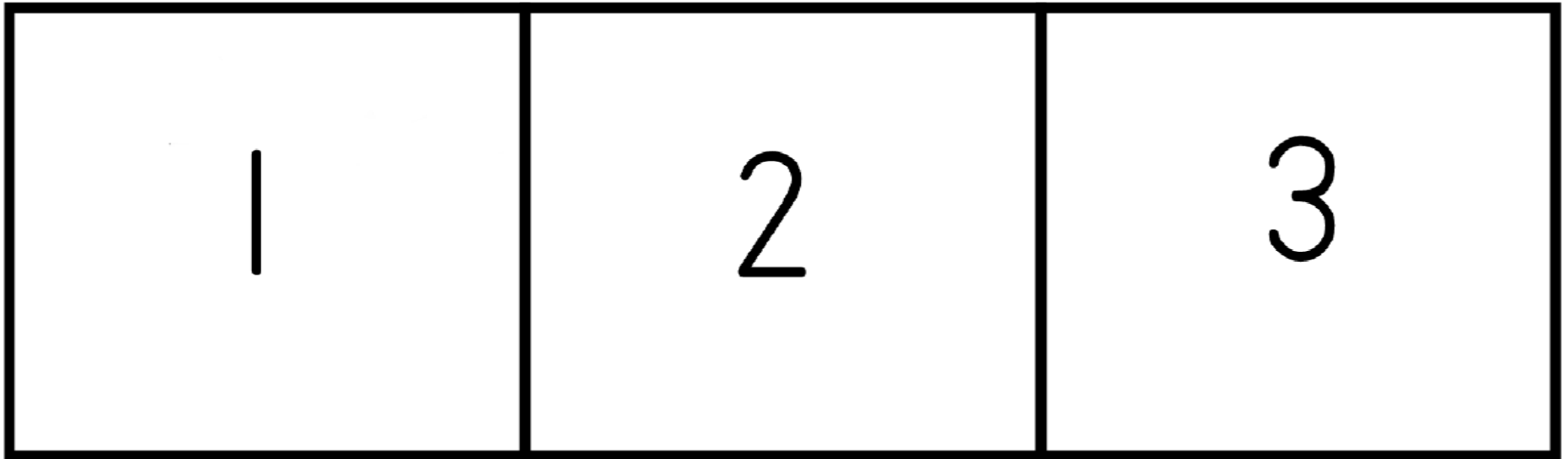


Name _____ Date _____

Picture Sequence Number Boards



Notes:







Cut out the number card and the story pictures. Put the story pictures in order from 1 to 3 and line them up correctly on the number card.

Cards can be laminated for longer use.

Options: Students can cut out the story cards themselves. Students can paste the story pictures to the correct number.

Name _____ Date _____

Picture Sequence Cards



Notes:





Cut out the number card and the story pictures. Put the story pictures in order from 1 to 3 and line them up correctly on the number card.

Cards can be laminated for longer use.

Options: Students can cut out the story cards themselves. Students can paste the story pictures to the correct number.

Name _____ Date _____

Picture Sequence Cards



Notes:

Cut out the number card and the story pictures. Put the story pictures in order from 1 to 3 and line them up correctly on the number card.

Cards can be laminated for longer use.

Options: Students can cut out the story cards themselves. Students can paste the story pictures to the correct number.