

Transportation Memory Game

Transportation Memory Game directions- or word sort

Memory Game

Object: Match the pictures using types of transportation, including air, water, land.

Number of players: 2 - 4

Level: primary K-2

Advance preparation: Cut out the picture cards, mount on tagboard, and laminate for durability.

Game play directions: Mix up the picture cards and lay them all face down on the table. The first player turns over any two cards at a time, and checks to see if the cards match. If there is a match, the player may keep the pair. If the cards do not match, the player must put the cards back in their original locations. Play passes to the next player, who must look for a match. Play until the cards are gone. The winner of the game is the player with the most matched pairs.

Word sort

Use one copy of each of the pictures. Mount a small magnetic strip on the back of the card.

Make 2 word cards with the words: air, water, land.

The child could sort the pictures on a white board or other magnetic surface.

Transportation Memory Game



seaplane




seaplane




helicopter



helicopter



blimp




blimp




airplane



airplane



rocket



rocket



hot air balloon



hot air balloon

Transportation Memory Game



van



van



train



train



tanker truck



tanker truck



taxi



taxi



car



car



snowmobile



snowmobile


Transportation Memory Game



canoe



canoe



jet ski



jet ski



sailboat



sailboat



motorboat



motorboat



freighter



freighter



ship



ship