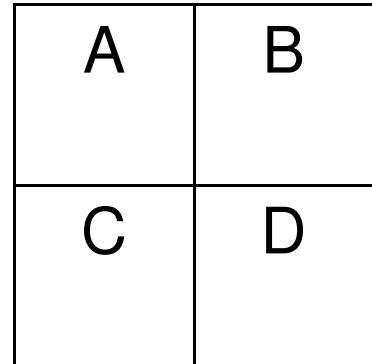



Hundred Board - large, numbered

Hundred Board Instructions:


1. Print Hundred Board, parts A-D.
2. Cut out Board parts A-D and fit together, as shown in illustration at right, overlapping adjacent edges. Secure with glue and let dry. Board parts can be glued to a poster board (13 1/4" x 13 1/4") for added strength. Laminate board.
3. Print, laminate & cut out Hundred Tiles to use with board.




BOARD A



BOARD B



BOARD C



BOARD D

